

## DIESEL GENERATOR SETS

### R-CC Series

Powered by CCEC Engines

## R-CC375D5/S

50<sub>Hz</sub>



- 1) Ambient reference conditions: 1,000 mbar, 25°C, 60% relative humidity
- 2) Standby Power Standby duty, operation under variable load, without over load;
- 3) Prime Power-Continuous duty operation, under variable load 24/24h -10% over load permissible 1 hour/12 hours

### Output Ratings

Three-Phase, 50Hz, 1500RPM			
Output	Prime Power		Standby Power
	375 kVA / 300 kW		413 kVA / 330 kW
Voltage (V)	Frequency (Hz)	Current(A)	Power Factor
380/220	50	570	0.8
400/230	50	541	0.8
415/240	50	522	0.8

### Features

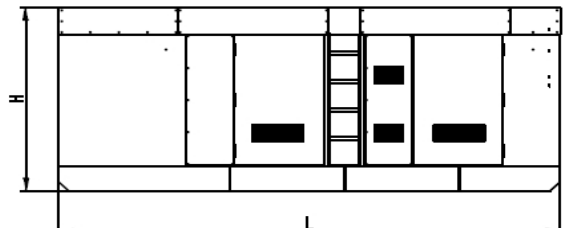
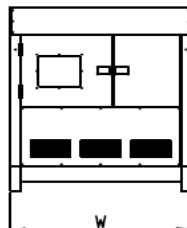
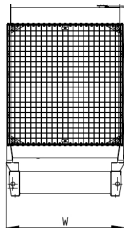
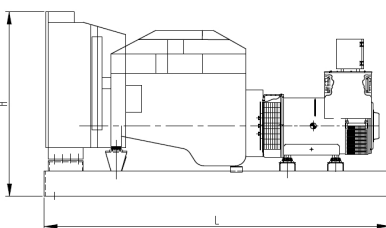
- Strong power, high torque, easy to maintain, easy to start;
- Low noise, low emissions;
- Cabinet made of high quality sheet metal, corrosion-resistant, scratch-resistant;
- Canopy sealing performance, high waterproof, dust-proof, rain, dust and other difficult to access;
- Omni-directional control, easy connection and simple;
- Cranes, fork, pull, drag, easy transportation;
- ≥8-hour fuel tanks;
- With 50°C radiator

### Performance Data

Engine Brand & Model		CCEC & QSNT-G2
Alternator Brand & Model		Stamford & S4L1D-F4
Control System		DSE7320 / DSE8610
Circuit Breaker Type (Standard)		3 Pole MCCB
Fuel Consumption (l/hr)	100% Load	85.4
	75% Load	64.7
	50% Load	44.6
	25% Load	24.6

### Dimensions and Weights

Content		Open Sets	Soundproof Sets
Dimensions: (mm)	L	3320	4350
	W	1170	1650
	H	1990	2010
Weight (kg)		4200	5200



## Engine Brand / Model & CCEC / QSNT-G2

No. of Cylinders / Alignment	6 / In Line	Gross Engine	Prime	320
Cycle	4 Stroke	Power (kW)	Standby	358
Bore / Stroke	140 mm / 152 mm	Compression Ratio		14:1
Induction	TCA	Displacement (L)		14
Cooling Method	Water	Governing Type		Electronic
Lubricant Oil	15W40-CF4	Net weight (kg)		1270
Lubricant Oil Capacity (L)	38.6	Coolant Capacity (L)		20.8

## Alternator Brand / Model & STAMFORD / S4L1D-F4

Rated Capacity (kVA)	390	A.V.R. Model	
Rated Power (kW)	312	Voltage Regulation (no load- full load)	± 1.0%
THF(BS EN60034 – 1)	<2%	Underspeed Protection	Standard
Bearing Number	Single	Protection	IP23
Windings	100% Copper	Phase Sequence	A(U), B(V), C(W)
Silicon Steel Core Processing	One Piece Punching	TIF(NEMA MG 1-22)	<50
Insulation Class	H	Excitation System	Self-excited, SHUNT
Winding Pitch	2 / 3	Ambient Temp.	40°C
Amortisseur Winding	Full	Stator Rated Temp.	125°C

## Control System:



DSE7320

- Monitoring an extensive number of engine parameters, the modules will display warnings, shutdown and engine status information on the back-lit LCD screen, illuminated LEDs, remote PC and via SMS text alerts (with external modem).
- The DSE7320 will also monitor the mains (utility) supply. The modules include USB, RS232 and RS485 ports as well as dedicated DSENet@ terminals for system expansion.
- Both modules are compatible with electronic (CAN) and non-electronic (magnetic pick-up/alternator sensing) engines and offer an extensive number of flexible inputs, outputs and extensive engine protections so the system can be easily adapted to meet the most demanding industry requirements.
- The extensive list of features includes enhanced event and performance monitoring.



DSE8610

- The DSE8610 is an easy to use multi-generator loadshare system, designed to synchronise up to 32 generators including electronic and non-electronic engines.
- The DSE8610 monitors the generator and indicates operational status and fault conditions, automatically starting or stopping the engine on load demand or fault condition.
- System alarms are annunciated on the LCD screen (multiple language options available), illuminated LED and audible sounder.
- The event log will record 250 events to facilitate easy maintenance. An extensive number of fixed and flexible monitoring, metering and protection features are included as well as comprehensive communication and system expansion options.

## Documents

<ul style="list-style-type: none"> <li>● Engine parts manual and original data</li> <li>● Alternator original data</li> <li>● Controller system original data</li> <li>● Generator set factory test report</li> </ul>	<ul style="list-style-type: none"> <li>● Generator set maintenance record manual</li> <li>● Generator set instruction manual</li> <li>● Generator combination certificate</li> </ul>
---	--

## Optional

Engine	Controller System
<ul style="list-style-type: none"> <li>● Water heater</li> <li>● Fuel heater</li> <li>● Oil heater</li> <li>● Secondary silencer</li> <li>● Water separator</li> </ul>	<ul style="list-style-type: none"> <li>● Compartment operation remote control system</li> <li>● With three remote control screen</li> <li>● Auto Transfer Switch</li> <li>● Multiple units are automatically connected in synchronize</li> <li>● Centralized monitoring</li> </ul>
Alternator	Others
<ul style="list-style-type: none"> <li>● Anti condensation heater</li> <li>● Permanent magnet generator (PMG)</li> <li>● Drop CT( Paralleling)</li> <li>● Other alternator temperature rise level</li> <li>● Stator winding temperature sensor RTD</li> <li>● Bearing temperature sensor RTD</li> <li>● Air filter</li> </ul>	<ul style="list-style-type: none"> <li>● Separate fuel Tank</li> <li>● Buried storage tank</li> <li>● Fully automatic oil supply system</li> <li>● Remote water tank</li> <li>● Waterproof Type genset</li> <li>● Trailer Type genset</li> <li>● Soundproof Type genset</li> <li>● Open Type genset</li> </ul>

## Service Commitment

- The products provided are all new products. each gensets undergoes strict factory inspection.
- Products are provided with “three guarantees” service, the period is 12 months after the unit is adjusted and the accumulated running time is 1000 hours, whichever comes first.
- The services and accessories of products can be obtained from the after-sales service department (86-510-83781999-1009).



E-Mail: [info@rcgpower.com](mailto:info@rcgpower.com)

We reserve the right to make changes in model, technical specification, color, configuration and accessories without prior notice. Please contact the us before ordering.

