



DIESEL GENERATOR SETS

R-XC Series

Powered by FAWDE Engines

R-XC313D5/S

50_{Hz}

Output Ratings

| Three-Phase, 50Hz, 1500RPM | | | |
|----------------------------|----------------|----------------|--------------|
| Output | Prime Power | Standby Power | |
| | 313kVA / 250kW | 344kVA / 275kW | |
| Voltage (V) | Frequency (Hz) | Current(A) | Power Factor |
| 380/220 | 50 | 475 | 0.8 |
| 400/230 | 50 | 451 | 0.8 |
| 415/240 | 50 | 435 | 0.8 |

- 1) Ambient reference conditions: 1,000 mbar, 25°C, 60% relative humidity
- 2) Standby Power Standby duty, operation under variable load, without Over load;
- 3) Prime Power-Continuous duty operation, under variable load 24/24h -10% over load permissible 1 hour/12 hours

Features

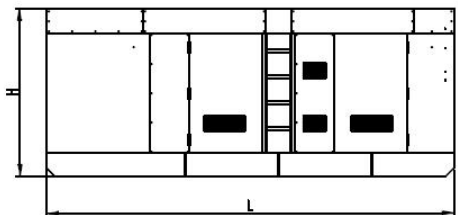
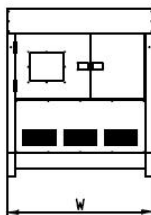
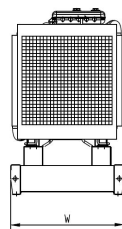
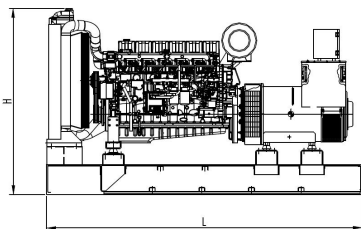
- Strong power, high torque, easy to maintain, easy to start;
- Low noise, low emissions;
- Cabinet made of high quality sheet metal, corrosion-resistant, scratch-resistant;
- Canopy sealing performance, high waterproof, dust-proof, rain, dust and other difficult to access;
- Omni-directional control, easy connection and simple;
- Cranes, fork, pull, drag, easy transportation;
- ≥8-hour fuel tanks;
- Open type with 40°C radiator, Soundproof type with 50°C radiator

Performance Data

| | | |
|---------------------------------|-----------------------|------|
| Engine Brand & Model | FAWDE & CA6DM2-39DG31 | |
| Alternator Brand & Model | Werna & WR444ES | |
| Control System | HGM6120 | |
| Circuit Breaker Type (Standard) | 3 Pole MCCB | |
| Fuel Consumption (l/hr) | 100% Load | 58.7 |
| | 75% Load | / |
| | 50% Load | / |
| | 25% Load | / |

Dimensions and Weights

| Content | | Open Sets | Soundproof Sets |
|------------------|---|-----------|-----------------|
| Dimensions: (mm) | L | 3050 | 4135 |
| | W | 1250 | 1535 |
| | H | 1700 | 1865 |
| Weight (kg) | | 3000 | 3800 |



Engine Brand / Model & FAWDE / CA6DM2-39DG31

| | | | | |
|------------------------------|-----------------|----------------------|---------|------------|
| No. of Cylinders / Alignment | 6 / In Line | Gross Engine | Prime | 286 |
| Cycle | 4 Stroke | Power (kW) | Standby | 314 |
| Bore / Stroke | 123 mm / 155 mm | Compression Ratio | | 17.5:1 |
| Induction | TC | Displacement (L) | | 11.04 |
| Cooling Method | Water | Governing Type | | Electronic |
| Lubricant Oil | 15W40-CF4 | Net weight (kg) | | 1050 |
| Lubricant Oil Capacity (L) | 38 | Coolant Capacity (L) | | / |

Alternator Brand / Model & WERNA / WR444ES

| | | | |
|-------------------------------|--------------------|---|------------------------|
| Rated Capacity (kVA) | 325 | A.V.R. Model | SX440 |
| Rated Power (kW) | 260 | Voltage Regulation (no load- full load) | ± 1.0% |
| THF(BS EN60034 – 1) | <2% | Underspeed Protection | Standard |
| Bearing Number | Single | Protection | IP23 |
| Windings | 100% Copper | Phase Sequence | A(U), B(V), C(W) |
| Silicon Steel Core Processing | One Piece Punching | TIF(NEMA MG 1-22) | <50 |
| Insulation Class | H | Excitation System | Self-excited, SHUNT |
| Winding Pitch | 2 / 3 | Ambient Temp. | 50 °C |
| Amortisseur Winding | Full | Stator Rated Temp. | 125 °C |

Control System:



HGM6120

- 132*64 LCD display with backlight, optional language interface (Chinese, English, Spanish, Russian, Portuguese, Turkey, Polish and French), push-button operation;
- Acrylic screen, improved wear and scratch resistance property;
- Silica-gel panel and keys can well adapt to higher and lower temperature;
- With RS485 communication port, can achieve “three remote” functions via MODBUS protocol;
- With CANBUS port which can be connected to electronic injection with J1939, it not only can monitor frequently-used data (such as water temperature, oil pressure, rotated speed and fuel consumption, etc.) but also can control start, stop, high speed and low speed (controller with CANBUS port is needed) via CANBUS port.
- Adapt to 3P4W, 3P3W, 1P2W and 2P3W (120V/240V), 50Hz/60Hz AC power system;
- Can measure and display 3 phase voltage, 3 phase current, frequency, power parameter of mains/gens;

Documents

| | |
|---|--|
| <ul style="list-style-type: none"> ● Engine parts manual and original data ● Alternator original data ● Controller system original data ● Generator set factory test report | <ul style="list-style-type: none"> ● Generator set maintenance record manual ● Generator set instruction manual ● Generator combination certificate |
|---|--|

Optional

| Engine | Controller System |
|---|--|
| <ul style="list-style-type: none"> ● Water heater ● Fuel heater ● Oil heater ● Secondary silencer ● Water separator | <ul style="list-style-type: none"> ● Compartment operation remote control system ● With three remote control screen ● Auto Transfer Switch ● Multiple units are automatically connected in synchronize ● Centralized monitoring |
| Alternator | Others |
| <ul style="list-style-type: none"> ● Anti condensation heater ● Permanent magnet generator (PMG) ● Drop CT(Paralleling) ● Other alternator temperature rise level ● Stator winding temperature sensor RTD ● Bearing temperature sensor RTD ● Air filter | <ul style="list-style-type: none"> ● Separate fuel Tank ● Buried storage tank ● Fully automatic oil supply system ● Remote water tank ● Waterproof Type genset ● Trailer Type genset ● Soundproof Type genset ● Open Type genset |

Service Commitment

- The products provided are all new products. each gensets undergoes strict factory inspection.
- Products are provided with “three guarantees” service, the period is 12 months after the unit is adjusted and the accumulated running time is 1000 hours, whichever comes first.
- The services and accessories of products can be obtained from the after-sales service department (86-510-83781999-1009).



E-Mail: info@rcgpower.com

We reserve the right to make changes in model, technical specification, color, configuration and accessories without prior notice. Please contact the us before ordering.

